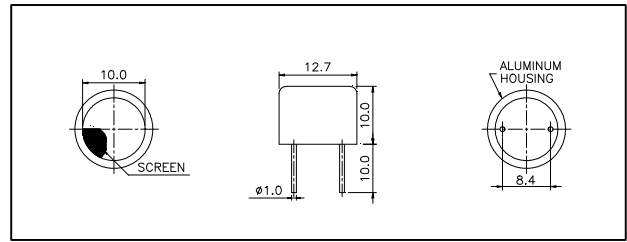


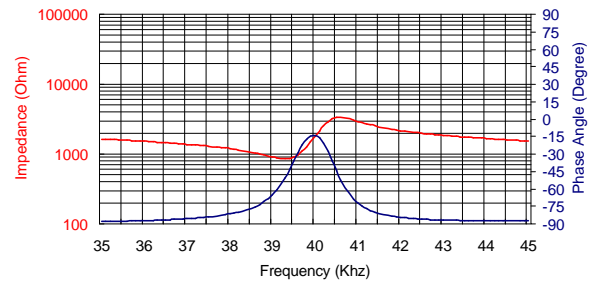


**Dimensions:** dimensions are in mm



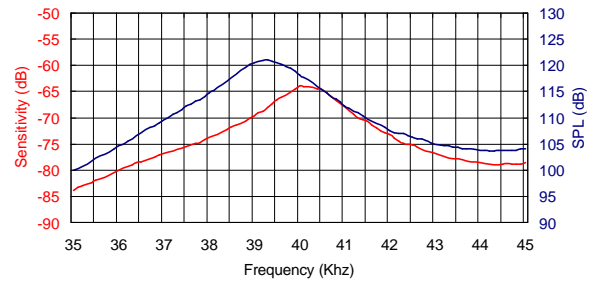
**Impedance/Phase Angle vs. Frequency**

Tested under 1Vrms Oscillation Level

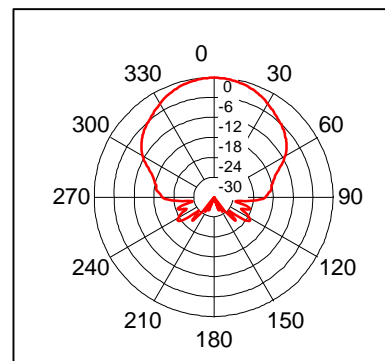


**Sensitivity/Sound Pressure Level**

Tested under 10Vrms @30cm



**Beam Angle:** Tested at 40.0Khz frequency



**Specification**

<b>400PT120</b>	Transceiver
<b>Center Frequency</b>	40.0±1.0Khz
<b>Bandwidth (-6dB)</b>	400PT120 2.0Khz
<b>Transmitting Sound Pressure Level</b>	115dB min.
at 40.0Khz; 0dB re 0.0002μbar per 10Vrms at 30cm	
<b>Receiving Sensitivity</b>	-68dB min.
at 40.0Khz 0dB = 1 volt/μbar	
<b>Nominal Impedance (Ohm)</b>	1000
<b>Ringng (ms)</b>	1.2 max.
<b>Capacitance at 1Khz</b>	±20% 2400 pF
<b>Max. Driving Voltage (cont.)</b>	20Vrms
<b>Total Beam Angle</b>	-6dB 85° typical
<b>Operation Temperature</b>	-30 to 80°C
<b>Storage Temperature</b>	-40 to 85°C

All specification taken typical at 25°C  
Closer frequency tolerance, shorter ringing and wider bandwidth models can be supplied upon request.

Model available:

1	400PT120	Aluminum Housing
---	----------	------------------